

# Element of Design



**STUDENTS WILL IDENTIFY AND  
EXPLAIN THE BASIC ELEMENTS  
OF DESIGN OR THE “TOOLS”  
USED TO CREATE A DESIGN.**

## **LINE**

Shape and form

Space

Texture

Color

Pattern

# Line is:




- The connection of two points.
- The Element in a room that moves the eye from one point to another.

# Line

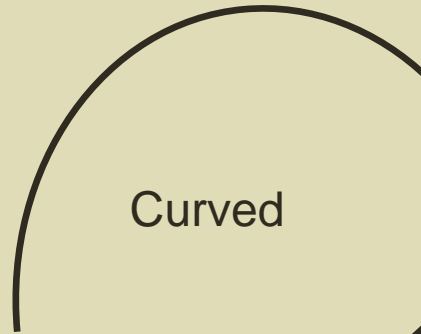


- 1. Vertical
- 2. Horizontal
- 3. Curved
- 4. Diagonal

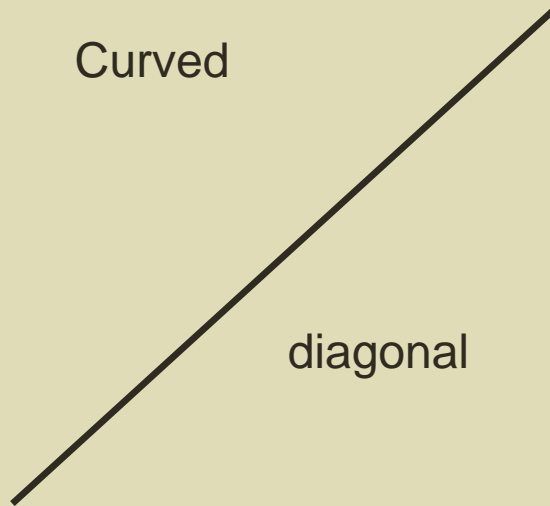
horizontal



Curved



diagonal



v  
e  
r  
t  
i  
c  
a  
l



# Vertical Line



- Lines that run up and down
- formal
- Leads the eye up.
- A feeling of height and strength.



# Horizontal Line

- Lines that run from left to right
- Restful
- Relaxing
- Informal
- Casual
- Comfortable



# Diagonal Line

- Active
- Suggests movement
- Excitement
- Energy
- Direction





# Curved Line



- Graceful
- Feminine
- Delicate
- Gentle





# what type of line do you see?

Arm gesture to show the line seen in each room.





What type of line do you see?



What type of line do you see?



What type of line do you see?





- What type
- of line do
- you see?



# What type of line do you see?



# Assignment 1




- Find a magazine picture that shows a room that used line.
- Cut it out and border the picture with  $\frac{1}{4}$  inch borders (color should compliment the picture)
- Paste to page #\_\_24\_\_ and write a description of the picture under the picture.






- Lines Can Create Illusions:  
Here are a few:

Are the horizontal lines straight or curved?







# Create an Illusion of your own?



- On a half sheet of white cardstock.
- Create your own line illusion:
- You must include at least three types of line.
- The illusion must also include color.
- This page will be included in your notebook.
- Here are just some ideas. Be creative.

